

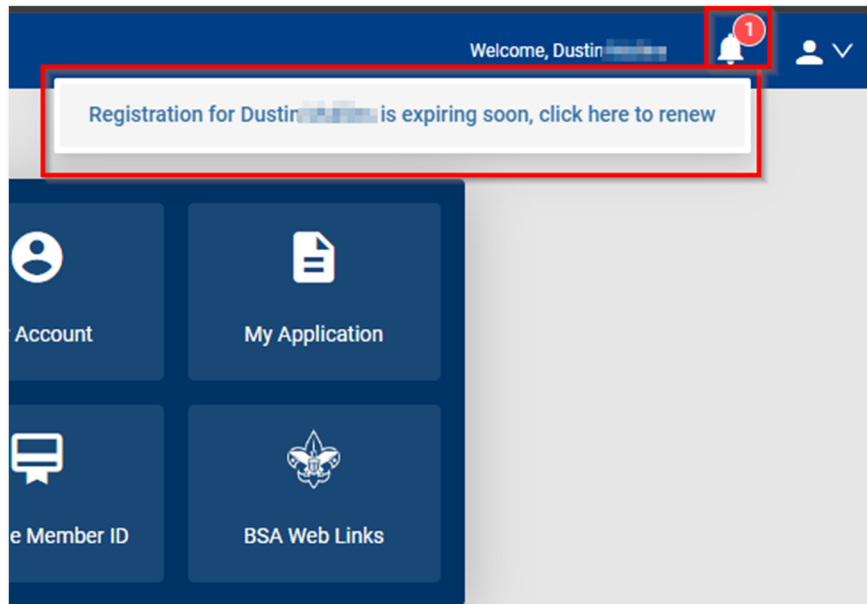
BSA Registration Renewal – DRAFT

2/15/2024

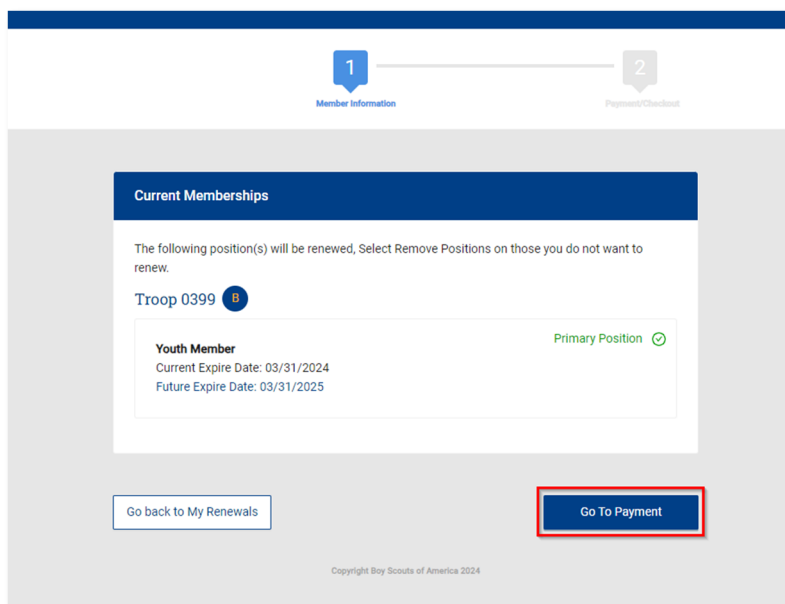
Parents and leaders can renew their registration online two months before the membership expires. Go to www.my.Scouting.org, click on MENU>my Applications. Click on RENEW.

OR My.Scouting displays a reminder notice in the upper right upon login when your registration is due to renew within two months. An email membership renewal notice is also sent with a link that can be used.

Click on the Notice icon to open the renewal page.



Review to ensure everything looks correct, then click on the "Go To Payment" button.



You will be prompted to sign and agree to the BSA Terms and Conditions, just like you did when you joined the BSA. (Please review before signing).

Click on "Go To Checkout Summary."

The screenshot shows a modal window titled "Terms and Conditions" overlaid on a registration renewal page. The modal contains the following text:

Welcome to the BSA!

The BSA makes Scouting available to our nation's youth by chartering community organizations to operate Cub Scout packs, Scouts BSA troops, Venturing crews, and Sea Scout ships. The chartered organization provides an adequate and safe meeting place as well as capable adult leadership, and requires adherence to the principles and policies of the BSA. The BSA local and national council provide training, program, outdoor facilities, literature, professional guidance, and liability insurance protection.

Parent/Legal Guardian Role in Scouting

Scouting uses a fun program to promote character development, citizenship training, leadership, and mental and physical fitness. You can help by encouraging attendance, assisting with your child's advancement, attending meetings for parents, and assisting the unit when called upon to help. The unit cannot provide a quality program without your help.

By signing here you agree and accept the Terms and Conditions of the Boy Scouts of America.

Dustin Person




At the bottom of the modal, there are two buttons: "Back" and "Go to Checkout Summary". The "Go to Checkout Summary" button is highlighted with a red rectangular border.

The checkout page shows the fees to pay and allows you to adjust the Scout Life Magazine Subscription.

NOTE: The default is to subscribe. You will need to “uncheck” the box if you do not wish to subscribe.

Proceed to enter your Credit Card information.

The screenshot shows a checkout page with a progress indicator at the top. The first step, 'Member Information', is completed with a checkmark icon. The second step, 'Payment/Checkout', is indicated by a blue square with the number '2'. Below the progress bar is a 'Summary' section with a blue header. It lists three items: 'BSA Youth Registration (Trad.)' for \$80.00, 'Administrative Fee OLR' for \$2.85, and 'Scout Life Magazine' for \$15.00. The 'Scout Life Magazine' row is highlighted with a red border and has a checked checkbox. Below the items is a horizontal line, followed by 'TOTAL AMOUNT DUE' for \$97.85. Below the summary is a 'Payment Details' section with a blue header. Underneath is a 'CARD INFORMATION' section. The 'Cardholder Name' field is labeled with a red asterisk and contains the text 'Sally Person'.

Summary		
	BSA Youth Registration (Trad.) Dustin [redacted] Valid until February 2025.	\$80.00
	Administrative Fee OLR	\$2.85
<input checked="" type="checkbox"/>	Scout Life Magazine  Dustin [redacted] Valid until February 2025.	\$15.00
TOTAL AMOUNT DUE		\$97.85

Payment Details

CARD INFORMATION

* Cardholder Name:

The payment process will default to the billing address record on file. Please check this. If the Credit Card has a different address, you can change it.

Click on “Place Order” and your membership is now renewed.

The screenshot shows a web form for BSA registration renewal. At the top, there is a progress bar with a checkmark icon and a blue box containing the number '2'. Below the progress bar, there are two input fields: '* Expiration Date:' with the value '12/27' and '* CVV:' with the value '411'. A paragraph of text follows, starting with a circled 'i' icon, explaining the annual membership registration and renewal process. Below this text is a section titled 'BILLING ADDRESS'. A red box highlights a toggle switch labeled 'Same as saved address', which is currently turned on. Below the toggle are several input fields: '* Country:' (USA), '* Address Line 1:' (1325 W Walnut Hill Ln.), 'Address Line 2:' (empty), '* City:' (Washington), '* State/Region:' (DISTRICT OF COLUMBIA), and '* ZIP Code:' (20001). At the bottom left of the form, a blue button labeled 'Place Order' is highlighted with a red box.

Once the Credit Card process is completed, your receipt will show. Click on the "Complete Registration" Tab at the bottom and you will be directed back to your applications in My.Scouting.

Your Receipt

Application ID:
Transaction Date: February 14, 2024
Unit: Troop 0098 Saint Anthony's Catholic Church

Welcome to Boy Scouts of America!

We're excited you've decided to build a Scouting adventure with the organization listed above.

Once your registration has been processed, you will receive an email with contact information, a membership card, and additional details about Scouting.

Thank you again. You've made a great choice! Let the fun and adventure of Scouting begin!

1325 W Walnut Hill Ln. Washington, DISTRICT OF COLUMBIA, 20001 USA	District: Washington DC 11 Order ID: 13643
BSA Youth Registration (Trad.)	\$ 80.00
Council Fee	\$ 2.04
Scout Life Domestic Rates	\$ 15.00
Total Amount	\$ 97.04
Total Paid	\$ 97.04
BSA Youth Registration (Trad.)	\$ 80.00
Council Fee	\$ 2.04
Scout Life Domestic Rates	\$ 15.00
Total Amount	\$ 97.04
Total Paid	\$ 97.04
Amount Due	\$ 0.00

YOUR TROOP
Saint Anthony's Catholic Church

YOUR COUNCIL
National Capital Area Council

[Print Receipt](#) [Complete Registration](#)